

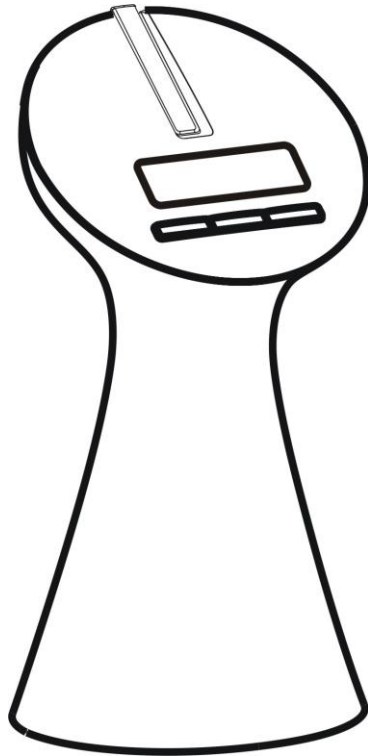


MARSDEN
ACCURACY ASSURED

OPERATIONS MANUAL

M-310

Please take the time to read these instructions before starting to use the scales





Contents

Preface	3
General Information	3
Safety Information.....	3
Environmental	4
Cleaning.....	4
Maintenance	4
Measuring Operation	5
Warranty Liability	5
Disposal of Scale.....	6
Caution	6
Incorrect posture during weighing – A.....	7
Incorrect posture during weighing – B.....	8
Correct posture during weighing	9
Specification.....	10
LCD Display.....	10
Key Functions	11
How to weigh a baby correctly.....	12
Instruction for battery installation	18
Error messages	19

Preface

Thank you for choosing our product. All features of this product use state of the art design technology and are optimized for simple and straightforward use. If you have any queries or experience any problems not addressed in the operating instructions, please contact your MARSDEN service department or visit us at Sales@marsdengroup.co.uk

General Information

The MS4400 Portable Baby scale is a medical device especially designed for Nursing Homes and Mobile Visiting Health Care to measure the weight of babies. With its Class III accuracy and mobility, the device is highly recommended by the medical profession.

Safety Instructions

Before putting the device into use, please read through the Operating Instructions carefully. They contain important instructions for installation, proper use and maintenance of the device. The manufacturer shall not be liable for damages caused by failure to heed the following instructions:

- ♦ When using electrical components under increased safety requirements, always comply with the appropriate regulations.
- ♦ Improper installation will render the warranty null and void.
- ♦ Ensure the voltage marked on the power supply unit matches your mains power supply.
- ♦ This device is designed for use indoors only.

- ♦ Observe the permissible ambient temperatures for use (Technical Information).
- ♦ The device meets the requirements for electromagnetic compatibility. Do not exceed the maximum values specified in the applicable standards.

If you have any problem, contact your local MARSDEN service department.

Environmental

- ♦ The optimum operating temperature for the scale is 5°C to 35°C. Although it will operate at higher and lower temperatures, the battery life will be adversely affected.
- ♦ All batteries contain toxic compounds; disposal of batteries should be delegated to a competent organization, in accordance with the Hazardous Waste Regulations 2005.
- ♦ Please do not incinerate batteries.

Cleaning

- ♦ We would recommend using alcohol based wipes or similar when cleaning the device.
- ♦ Please do not use large amounts of water when cleaning the device as this will cause damage to the device electronics, you should also refrain from using corrosive liquids or high pressure washers.
- ♦ Always power off the device before cleaning.

Maintenance

- ♦ The device does not require any routine maintenance. However, we recommend checking the device's accuracy at regular intervals. The regularity of these checks is dependent on the level of use and the state of the device. If any inaccuracies occur, please contact your local dealer or MARSDEN service department.

Measuring Operation

Before reading detailed instructions on how to use all the measuring functions that are built into your device, please read the following important guidelines:

- ◆ Always be sure that the display shows `Zero` before use, if it does not then please press the ZERO key.
- ◆ Use the Sling and hook which we recommend.

Warranty Liability

- ◆ If a fault or defect is present on receipt of the unit which is within MARSDEN's scope of responsibility, MARSDEN shall have the right to either repair the fault or supply a replacement unit. Replaced parts shall be the property of MARSDEN. Should the repair or replacement scale not be satisfactory, the statutory provisions shall be valid. The period of warranty shall be one year, beginning on the date of purchase. Please retain your receipt as proof of purchase. Should your scale require servicing, please contact your dealer or MARSDEN Customer Services.
- ◆ No responsibility shall be accepted for damage caused through any of the following reasons: Unsuitable or improper storage or use, incorrect installation or commissioning by the owner or third parties, natural wear, changes or modifications, incorrect or negligent handling, overuse, chemical, electrochemical or electrical interference or humidity, unless this is attributable to negligence on the part of MARSDEN.
- ◆ Should climatic or any other influences lead to a major change in conditions or material quality, the treaty for perfect unit functioning shall be rendered null and void. If MARSDEN provides an individual warranty, this means that the unit supplied will be free of faults for the length of the warranty period.

Disposal of Scale

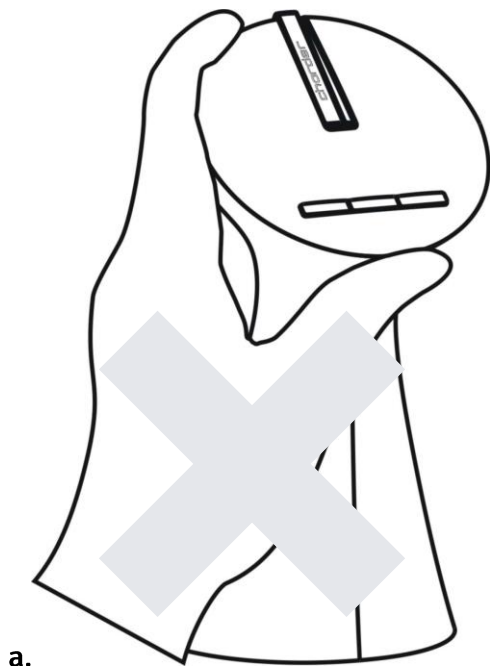
- ♦ This product should not to be treated as regular household waste, but should be handed in to an electrical/electronic equipment recycling centre.
- ♦ You can obtain further details from your local council, your municipal waste disposal company or the firm from which you purchased the product.



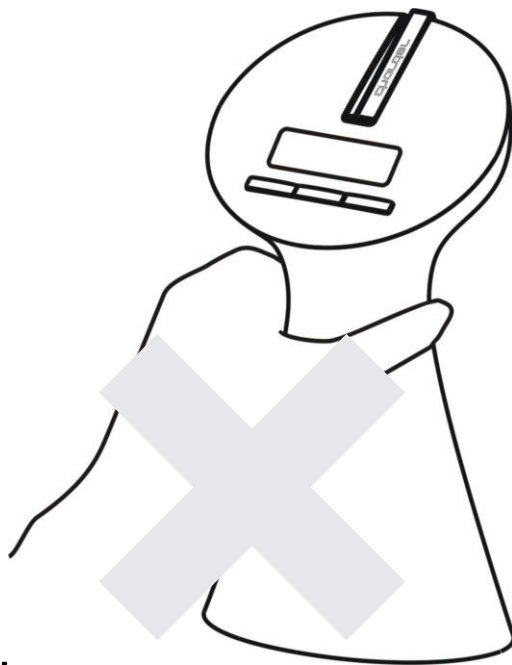
Caution

- ♦ DO NOT USE THIS DEVICE WITHOUT ANY HELP FROM MEDICAL PROFESSIONALS.

INCORRECT POSTURE DURING WEIGHING-A

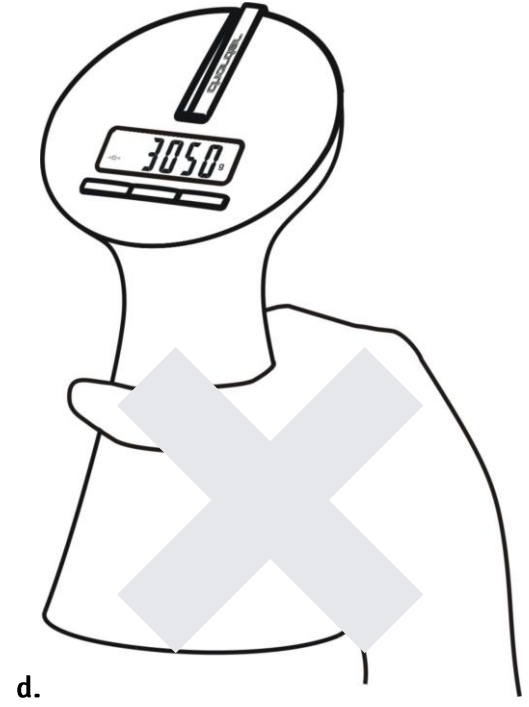
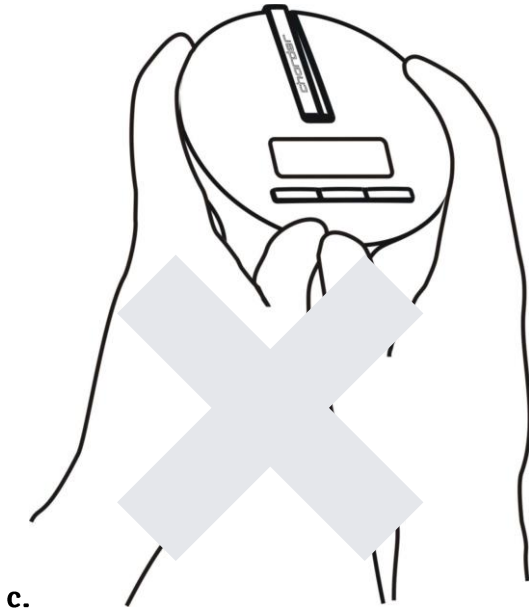


a.

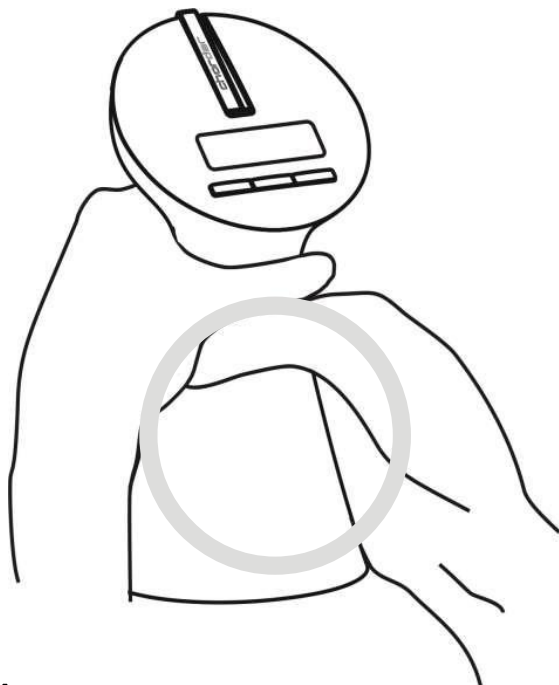


b.


INCORRECT POSTURE DURING WEIGHING-B



CORRECT POSTURE DURING WEIGHING



a.



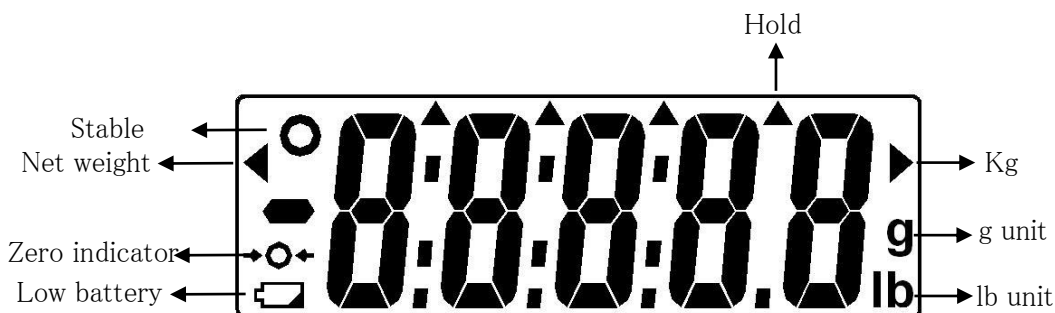
b.

SPECIFICATION

Capacity	10kg
Division	10g
Operating Temperature	5°C - 35°C
Unit	kg
Dimensions (including handles)	79 x 105 x 193(H) mm
Keys	ON/OFF/ZERO ; HOLD ; TARE
Battery	AAA batteries * 6
Accessories	Scale * 1 / Sling * 1 / S Hook * 1 / User Manual * 1


* All are Class III approved weighing devices

LCD DISPLAY



KEY FUNCTIONS

MS-4400



KEY DESCRIPTIONS

ON/OFF/ZERO

1. Press to turn the scale on.
2. Press this key and hold for 3 seconds to turn the scale off.
3. Press this key with the scale on, to zero the scale.

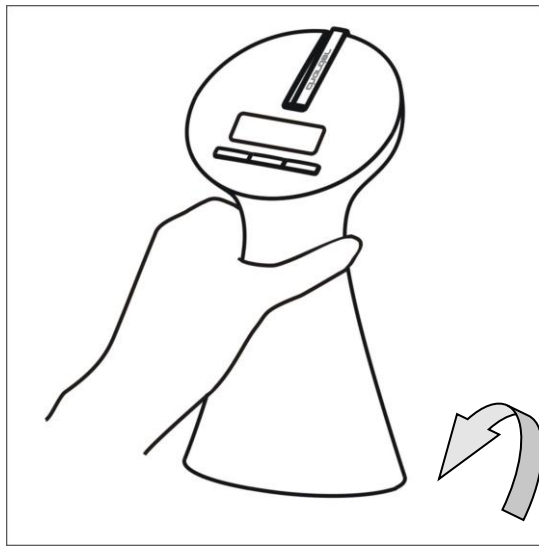
HOLD

1. Press this key to release the HOLD function.

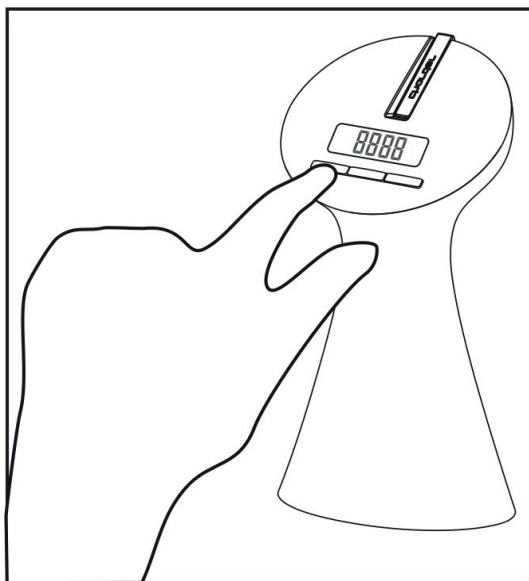
TARE

1. Press to tare the weight of any object, such as nappy or clothes put in the sling.
- ※ When the power is on, the HOLD feature will automatically switch on and the arrow at Hold will flash. When the weight is greater than 200g and is stable, the arrow stops flashing and display locks. Press HOLD to release.

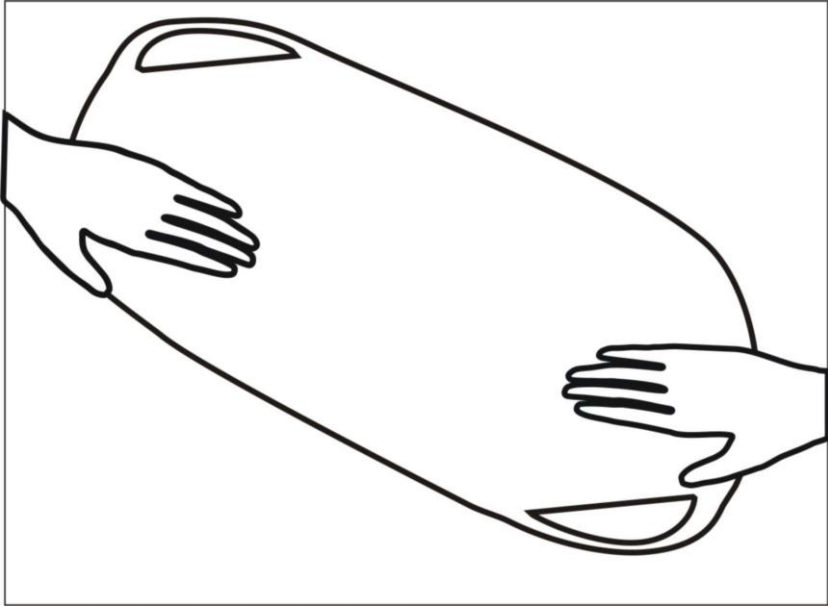
HOW TO WEIGH YOUR BABY CORRECTLY



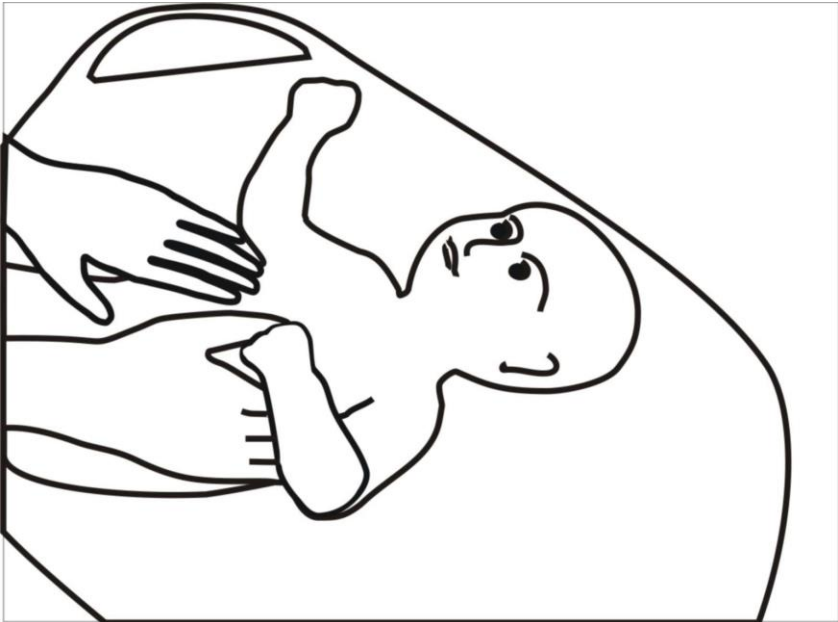
1. Preparing your MS-4400 portable baby scale.



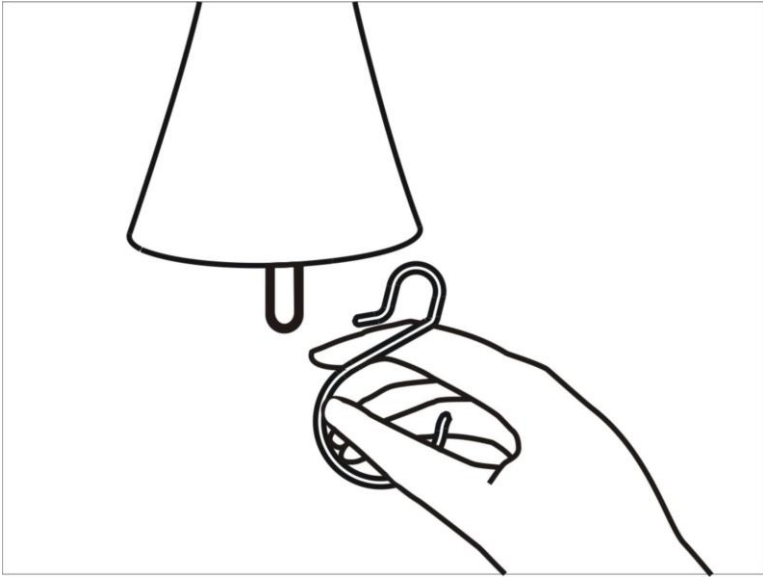
2. Press to turn the scale on.



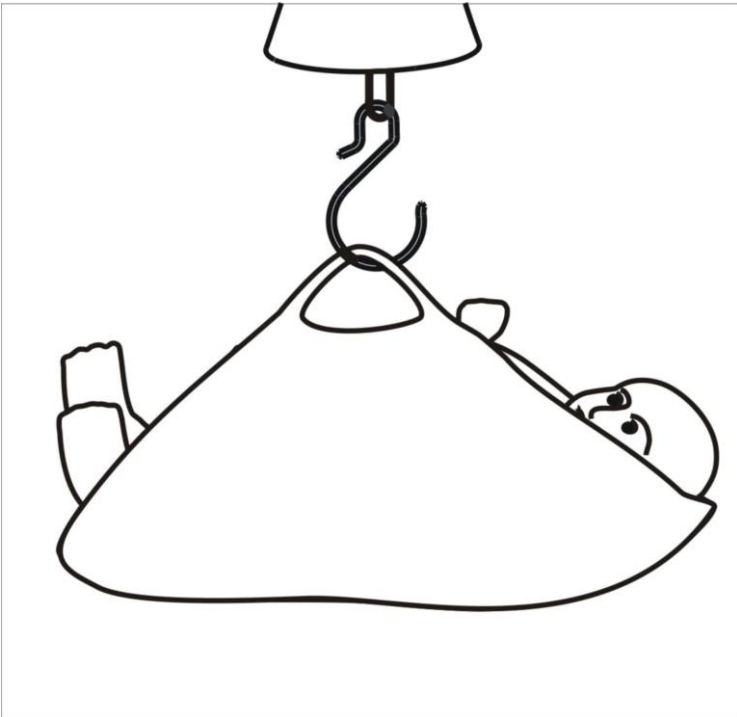
3. Smoothing out your sling.



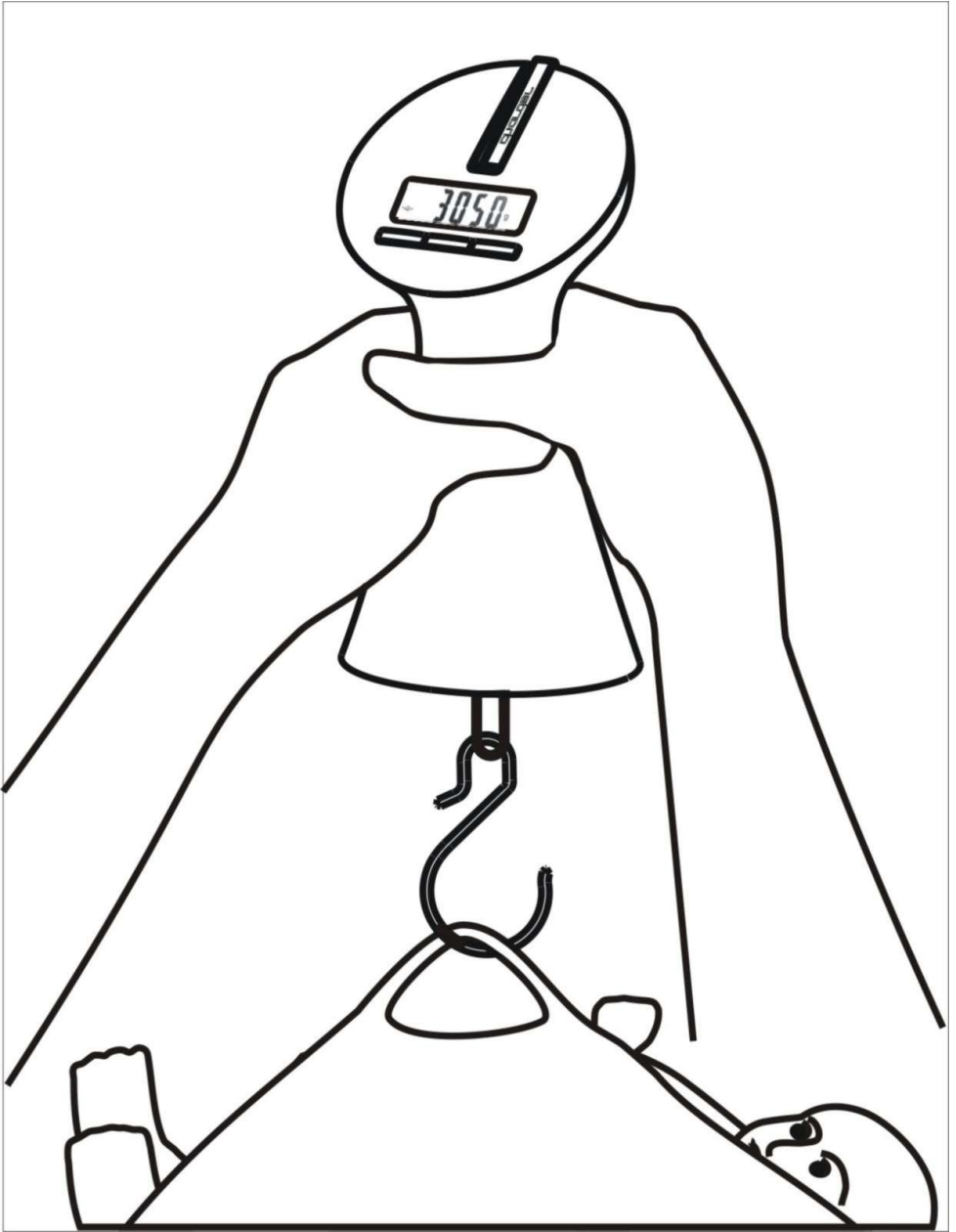
4. Gently place the baby comfortably on the sling .



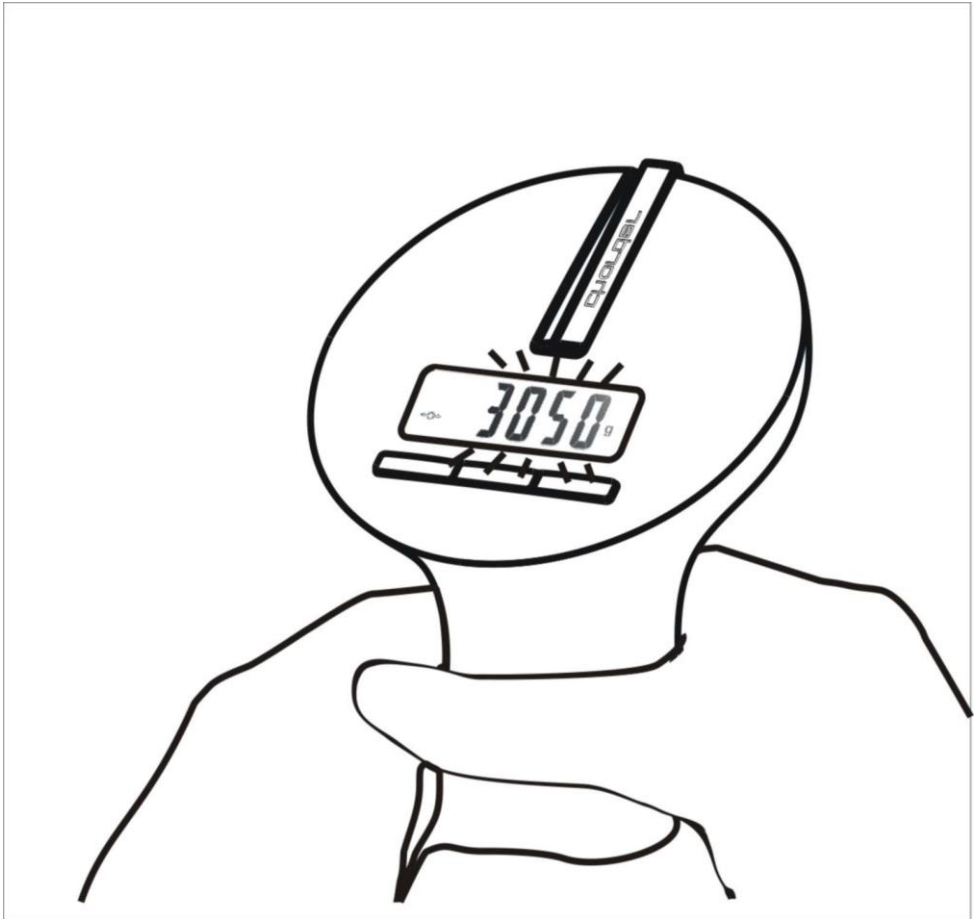
5. Hang the S hook on the scale.



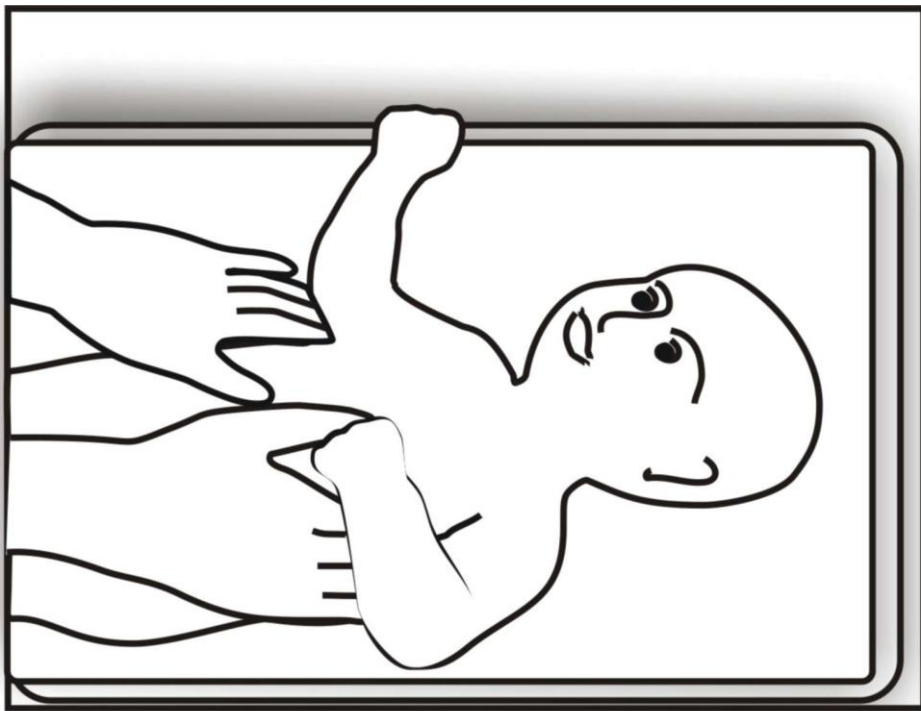
6. Hook the sling and lift the baby gently onto the scale.



7. Check the result while lifting the baby.

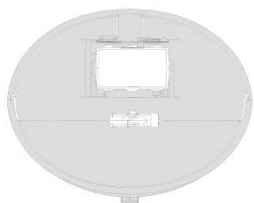


8. If the result is flashing, this means the result is being locked.





9. Gently lay the baby down and check the result on the scale.


INSTRUCTION FOR BATTERY INSTALLATION



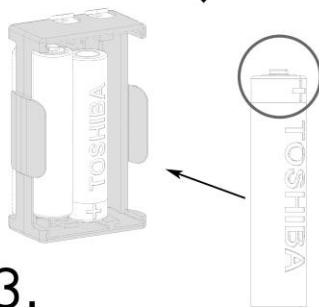
1.
Locating battery cover at the bottom of the scale and open it.



2.
Taking out battery case from bottom of the scale.



4.
Attaching six AAA batteries on the battery case.



3.
Align the battery front edge with the + mark on the case.



5.



Installing battery case with six AAA batteries.

ERROR MESSAGE

<p>1. Low battery indication</p> <p>This warning shows that the voltage of the batteries is too low for operation, please replace batteries.</p>	<p>Lo</p>
<p>2. Overload / Zero counting value high</p> <p>Please remove subject on the scale and restart the scale again. If the problem still exists, please contact your local MARSDEN service department.</p>	<p>Err</p>
<p>3. Zero counting value low</p> <p>Internal zero counting value is too low for operation. Please contact your local MARSDEN service department.</p>	<p>ErrL</p>
<p>4. Zero counting value error</p> <p>This warning shows that the device has detected the zero counting value has exceed $\pm 10\%$ as default setting. If this message is displayed, please contact your local MARSDEN service department.</p>	<p>00000</p> <p>00000</p>
<p>5. EEPROM Error</p> <p>The program has encountered internal error; please contact your local MARSDEN service department.</p>	<p>ErrE</p>



Manufacturer's Declaration of Conformity

This product has been manufactured in accordance with the harmonized European standards, following the provisions of the below stated directives:

Electro Magnetic Compatibility Directive 2004/108/EC
Low Voltage Directive 2006/95/EC

FCC CLASS B Declaration of Conformity

This device complies with the limits for a Class B digital device, pursuant to Part 15 of the FCC Rules

Head Office:	
Sales, Service, Marketing & Accounts	Unit 1 Genesis Business Park Sheffield Road Rotherham S60 1DX
Telephone:	0845 13 0 7330
Fax:	0845 13 0 7440
Despatch, Production & Technical Support	
	Unit 7 Centurion Business Park Coggin Mill Way Rotherham S60 1FB
Telephone:	017093 64296
Fax:	017093 64293